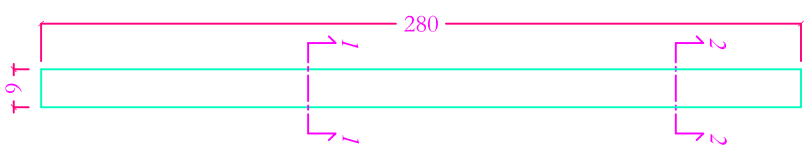



VISTA FRONTALE



ARMATURA

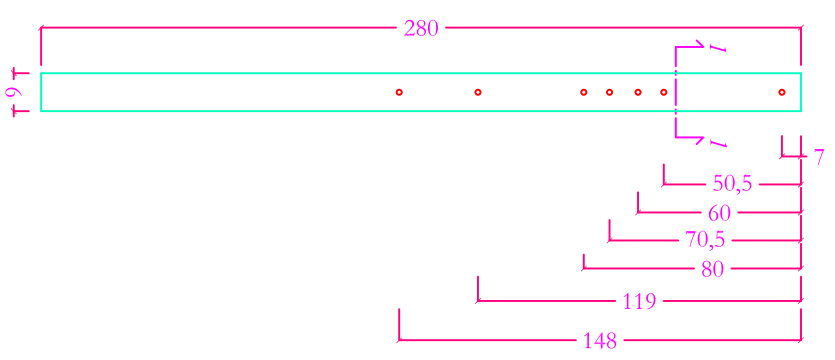
- ①
- ②




① 204 L=275 cm

② 204 L=275 cm

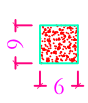
VISTA LATERALE



VISTA SEZIONE 1-1



VISTA SEZIONE 2-2



MATERIELE		COMPRESA PREPARAZIONE	
ClS C20/25		SCALZO BUILDING	
Acciaio B450C		VIA PALERMO, 38 TEL. (091) 24966	
SCHEMI TECNICI			
PALETTO 6x6x280 cm			
Data	Superficie (mq)	Volume (ClS) (mc)	Peso (Kg)
25/03/21	/	0,010	22,17
Config	Lunghezza (mq)	Lunghezza (mq)	Altezza (mq)
P6x6x280	6	6	280
REI	n.r.	VISTO RESPONSABILE	